

Q.PEAK L-G5 355-370

Q.ANTUM SOLAR MODULE

The Q.ANTUM solar module Q.PEAK L-G5 with power classes up to 370 Wp is the strongest module of its type on the market globally. Powered by 72 Q.ANTUM solar cells Q.PEAK L-G5 was specially designed for large solar power plants to reduce BOS costs. Only Q CELLS offers German engineering quality with our unique Q CELLS Yield Security.



LOW ELECTRICITY GENERATION COSTS

Higher yield per surface area and lower BOS costs thanks to higher power classes and an efficiency rate of up to 19.3%.



INNOVATIVE ALL-WEATHER TECHNOLOGY

Optimal yields, whatever the weather with excellent low-light and temperature behavior.



ENDURING HIGH PERFORMANCE

Long-term yield security with Anti LID Technology, Anti PID Technology¹, Hot-Spot Protect and Traceable Quality Tra.Q™.



EXTREME WEATHER RATING

High-tech aluminum alloy frame, certified for high snow (5400 Pa) and wind loads (2400 Pa).



A RELIABLE INVESTMENT

Inclusive 12-year product warranty and 25-year linear performance warranty².



THE IDEAL SOLUTION FOR:



Ground-mounted solar power plants

Engineered in **Germany**

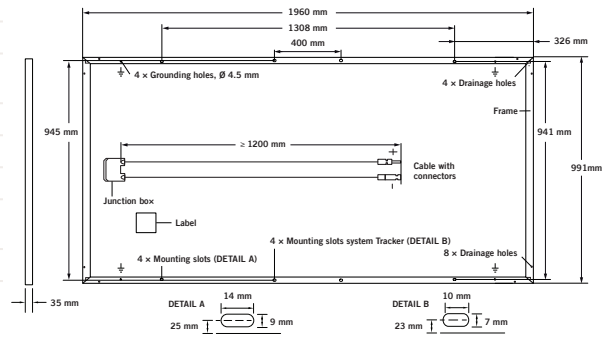
Q CELLS

¹ APT test conditions according to IEC/TS 62804-1:2015, method B (-1500 V, 168 h)

² See data sheet on rear for further information.

MECHANICAL SPECIFICATION

Format	1960 mm × 991 mm × 35 mm (including frame)
Weight	22.5 kg ± 5 %
Front Cover	3.2 mm thermally pre-stressed glass with anti-reflection technology
Back Cover	Composite film
Frame	Anodised aluminium
Cell	6 × 12 monocrystalline Q.ANTUM solar cells
Junction box	66-77 × 90-115 × 15-20 mm, Protection class ≥ IP67, with bypass diodes
Cable	4 mm ² Solar cable; (+) ≥ 1200 mm, (-) ≥ 1200 mm
Connector	Intermateable connector with H4, MC4, IP67 or IP68

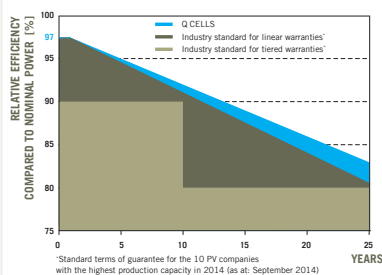


ELECTRICAL CHARACTERISTICS

POWER CLASS		355	360	365	370	
MINIMUM PERFORMANCE AT STANDARD TEST CONDITIONS, STC¹ (POWER TOLERANCE +5 W / -0 W)						
Minimum	Power at MPP²	P_{MPP}	355	360	365	370
	Short Circuit Current[*]	I_{SC}	9.63	9.69	9.75	9.81
	Open Circuit Voltage[*]	V_{OC}	47.58	47.87	48.16	48.45
	Current at MPP[*]	I_{MPP}	9.12	9.19	9.27	9.35
	Voltage at MPP[*]	V_{MPP}	38.94	39.16	39.38	39.59
	Efficiency²	η	≥ 18.3	≥ 18.5	≥ 18.8	≥ 19.0
MINIMUM PERFORMANCE AT NORMAL OPERATING CONDITIONS, NOC³						
Minimum	Power at MPP²	P_{MPP}	262.7	266.4	270.1	273.8
	Short Circuit Current[*]	I_{SC}	7.77	7.81	7.86	7.91
	Open Circuit Voltage[*]	V_{OC}	44.51	44.78	45.05	45.32
	Current at MPP[*]	I_{MPP}	7.16	7.23	7.29	7.36
	Voltage at MPP[*]	V_{MPP}	36.68	36.86	37.04	37.22

¹1000 W/m², 25 °C, spectrum AM 1.5 G ²Measurement tolerances STC ± 3%; NOC ± 5% ³800 W/m², NOCT, spectrum AM 1.5 G * typical values, actual values may differ

Q CELLS PERFORMANCE WARRANTY

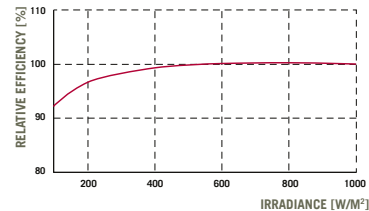


At least 97 % of nominal power during first year. Thereafter max. 0.6 % degradation per year.
At least 92 % of nominal power up to 10 years.
At least 83 % of nominal power up to 25 years.

All data within measurement tolerances.
Full warranties in accordance with the warranty terms of the Q CELLS sales organisation of your respective country.

*Standard terms of guarantee for the 10 PV companies with the highest production capacity in 2014 (as at: September 2014)

PERFORMANCE AT LOW IRRADIANCE



Typical module performance under low irradiance conditions in comparison to STC conditions (25 °C, 1000 W/m²).

TEMPERATURE COEFFICIENTS

Temperature Coefficient of I_{SC}	α	[%/K]	+0.04	Temperature Coefficient of V_{OC}	β	[%/K]	-0.28
Temperature Coefficient of P_{MPP}	γ	[%/K]	-0.39	Normal Operating Cell Temperature	NOCT	[°C]	45 ± 3

PROPERTIES FOR SYSTEM DESIGN

Maximum System Voltage	V_{SYS}	[V]	1000	Safety Class	II
Maximum Reverse Current	I_R	[A]	20	Fire Rating	C / TYPE 1
Push/Pull Load (in accordance with IEC 61215)		[Pa]	5400/2400	Permitted Module Temperature On Continuous Duty	-40 °C up to +85 °C

QUALIFICATIONS AND CERTIFICATES

IEC 61215 (Ed. 2); IEC 61730 (Ed. 1), Application class A
This data sheet complies with DIN EN 50380.



PARTNER

NOTE: Installation instructions must be followed. See the installation and operating manual or contact our technical service department for further information on approved installation and use of this product.

Hanwha Q CELLS (Qidong) Co., Ltd.

No. 888 Linyang Road, Qidong City, Jiangsu Province, China | [EMAIL sales@hanwha-qcells.com](mailto:sales@hanwha-qcells.com) | [WEB www.q-cells.com](http://www.q-cells.com)

Specifications subject to technical changes © Hanwha Q CELLS Q.PEAK L-G5-355-370-2017-10_Rev01_EN

Engineered in **Germany**

